









ITS EDGE



Crafted with meticulous attention to detail, these metal trims not only accentuate the beauty of your tiles but also offer a durable solution for edge protection. Whether it's the sleek radiance of titanium, the warm charm of antique bronze, or the contemporary appeal of satin black, our metal trim selection caters to every style, transforming ordinary spaces into extraordinary showcases.



Available Flat Trim Colors:

-  Chrome (Bright Clear)
-  Mill Finish
-  Satin Antique Bronze
-  Satin Black
-  Satin Champagne
-  Satin Nickel (Clear Anod)
-  Satin Titanium
-  Satin White




Material:
Anodized Aluminum

Thicknesses:
5/16", 3/8", 1/2"



Flat

Available Square Trim Colors:

-  Chrome (Bright Clear)
-  Satin Titanium
-  Satin White



Square



Cost-Effective



Durable



Versatile

Various sizes and lengths available.

Contact its-support@ilginc.com for more information on pricing.

